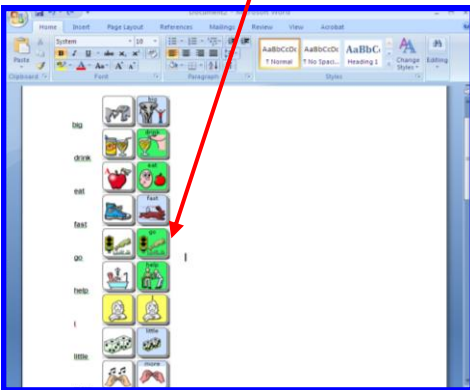
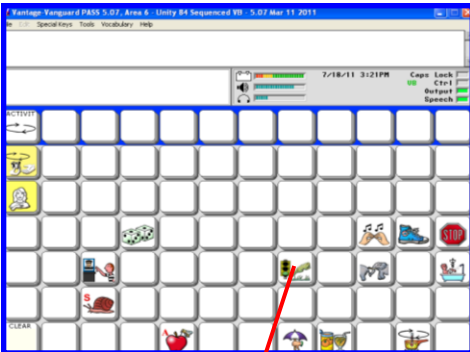


CREATING SMART CHARTS USING THE EMULATION SOFTWARE

A “Smart Chart” is based on a set of words created using the **Vocabulary Builder** feature in the **ECO2, Vantage Lite and Accent 1200** devices. **Vocabulary Builder** is a therapeutic tool that allows you to easily teach new vocabulary within **Sequenced Unity**. Using the **Emulation Software** on your computer, available from the **Liberator Support** website, you can create support materials to accompany **Vocabulary Builder** and assist with teaching vocabulary in the device. As shown below:

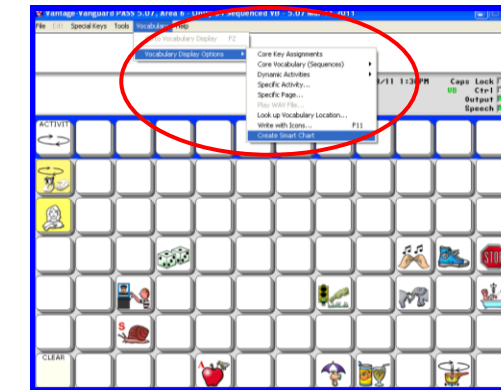


1. In the Emulation Software, use **File Menu** and **Preferences** to select “**PRC style**” under **Vocabulary Builder Style** options. Select **OK** when finished.

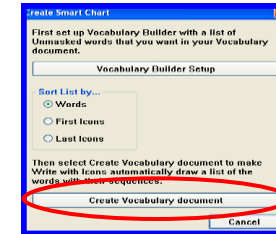


2. Use **Vocabulary Builder** to create the set of words you wish to teach. Refer to the **Vocabulary Builder Manual** and **Vocabulary Builder Quick Reference Guide** for instructions on how to use the **Vocabulary Builder Tool**.

3. With a Vocabulary Builder set loaded in the Emulation Software, select **Vocabulary>Vocabulary Display Options>Create Smart Chart**.



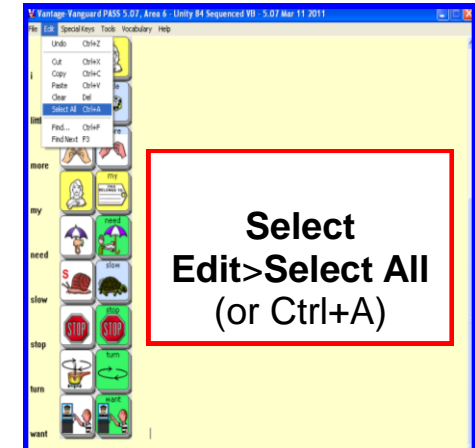
4. Select **Create Smart Chart** again (for ECO2 and Vantage Lite)



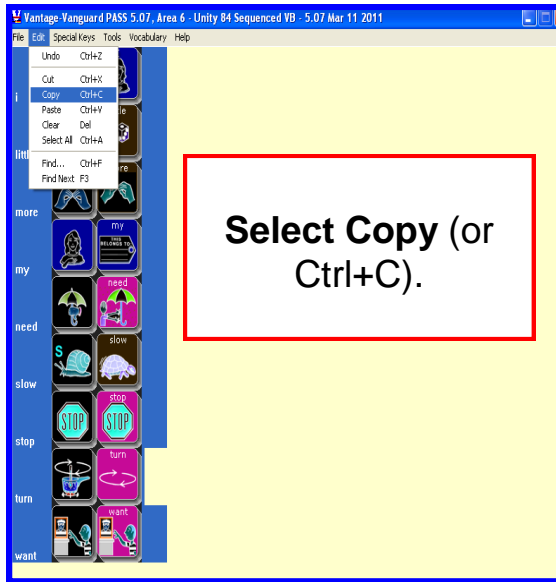
5. A **Smart Chart** is created.



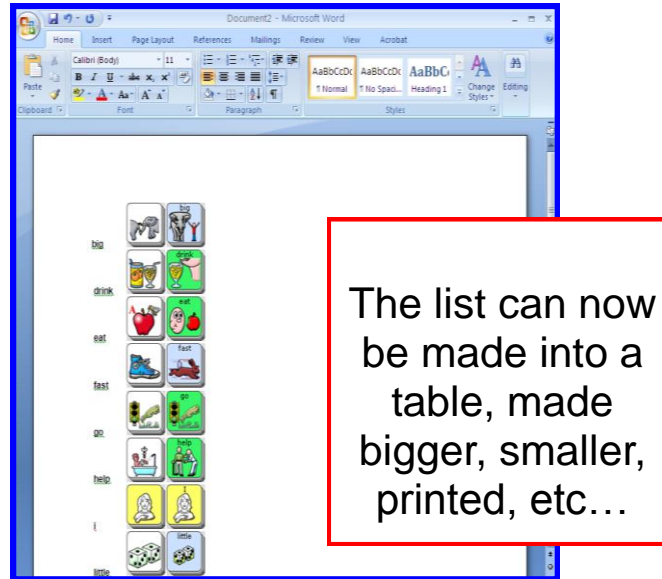
6. Select **ALL** words and icons.



7. **Copy and Paste into Microsoft Word.**

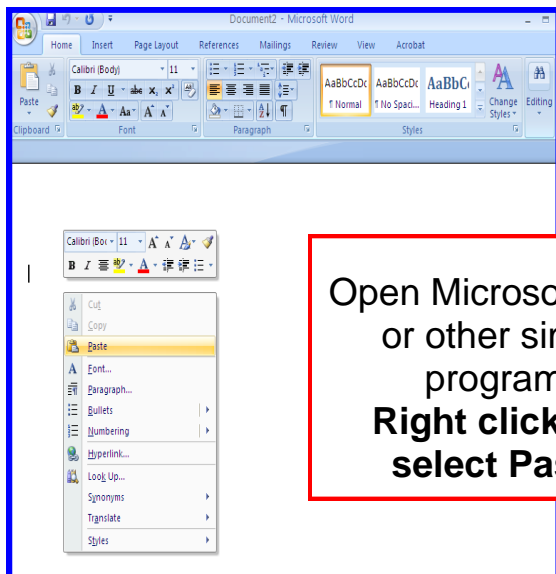


8. Word/icon list can be manipulated as needed in Microsoft Word or other program.



9. Use the printed copy of words and icons to help teach vocabulary on a device!!

IMPORTANT NOTE: DO NOT try to create a smart chart with Internet Explorer and/or Power Point running. You must close both prior to Creating a Smart Chart as to not scramble its output.



Liberator contacts
Mark Street: 07747016660
Eleri Davies: 07827324286
Jacqui Malthouse: 07825512669

Office
Technical Support: 01733 370470
(Option 2)