




Accent 1200 – Connecting to the Internet via the Internal Computer Quick Reference Guide


The **Accent 1200** is a Communication Aid but also has Computer Capabilities. If you wish to have Internet Access you must firstly make sure you have an internet connection. If you haven't, you will need to call your internet service provider for more information. Secondly, you are only able to use this feature if your device was purchased as an integrated unit - allows access to the internal PC of the Accent.

WI-FI FOR A WIRELESS CONNECTION

For a wireless internet connection you must connect to a Wireless local area network (WLAN).



1. Select the **TOOLS** key  on the front of the case
2. Select the **HIDE/SHOW NUVOICE** key  from the **TOOLS** menu
3. The Accent Windows desktop will be displayed

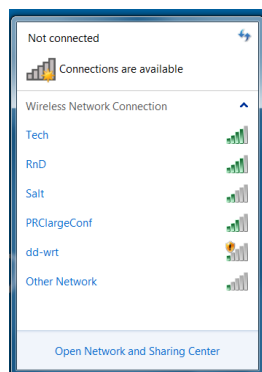


Accent 1200 version 1.08 & Above

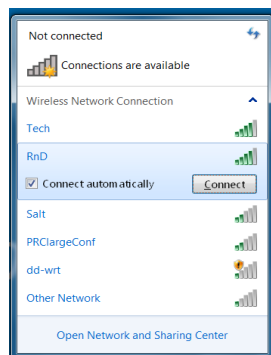
4. The Wi-Fi icon should be displayed in the upper right side of the task bar. It should have a yellow-orange dot, indicating it is on, but not connected.



5. Tap on the Wi-Fi icon
6. A list of available networks to connect to and their signal strength will be displayed. If you are at home, your home network should be visible. If you are at school or work, you will probably see more networks to choose from



7. Tap the network you want to connect to.



8. Tap **Connect**.
9. Follow the directions on your display. You may have to enter a network key or password.

When you are connected, the Wi-Fi icon in the task bar changes to bright white.

10. Exit the menu and go to the Internet to test the connection. The Internet Explorer icon



is in the top left corner of your device screen. (Most MAPS also have the Internet Explorer icon within the Computer Pages.)

NOTE: Please remember that Liberator is not responsible for the set-up of Wireless Networks and above is just a guide. You may need to contact your internet service provider for information on setting up an internet connection.

WHAT ANTI-VIRUS SOFTWARE SHOULD I LOAD ON MY Accent 1200?

If you intend to use the **Accent 1200's** internal computer we recommend installing anti-virus software. We have tested **Microsoft Security Essentials** as a solution that will not impact the **Accent 1200's** performance. This software can be downloaded from the **Microsoft Website** directly to your **USB** stick and then installed onto your device.

If you decide to load different anti-virus software, you will want to choose one with caution and select one that uses minimal resources. Always review the **System Requirements** before loading. Certain **Anti-Virus Software** will make the device run slowly due to scanning and updates being done in the background.

Liberator contacts

Regional Consultants

Mark Street: 07747016660

Eleri Davies: 07827324286

Jacqui Malthouse 07825512669

Office

Technical Support: 01733 370470

(Option 2)