




## Accent 1200 USING THE REMINDERS MENU

### Set-Up Key

Used for making quick modifications to a key. This can

be found by pressing the tools key  then selecting the Set-Up key from the On-screen Menu.



### Emulation Software (PASS)

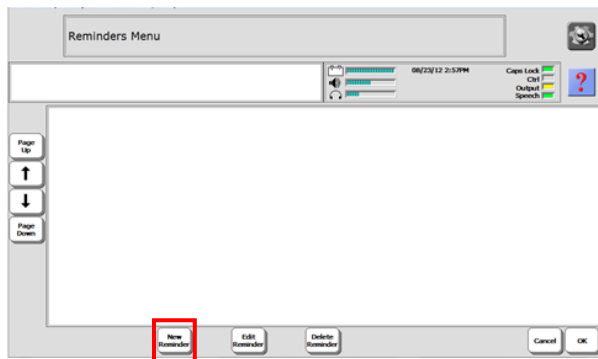
This can be downloaded from the **Liberator** website and allows you to program your device on a **PC**; it is a virtual device on your **PC**.

**F9 is the Toolbox and F12 is the Modify Button on the Emulation Software**

## USING THE REMINDERS MENU

You can set the Accent 1200 to remind you when you have a meeting scheduled, a birthday you want to remember, an appointment, etc.

1. Select the tools key twice 
2. Select the **REMINDERS MENU** key. 
3. The **REMINDERS MENU** will be displayed.

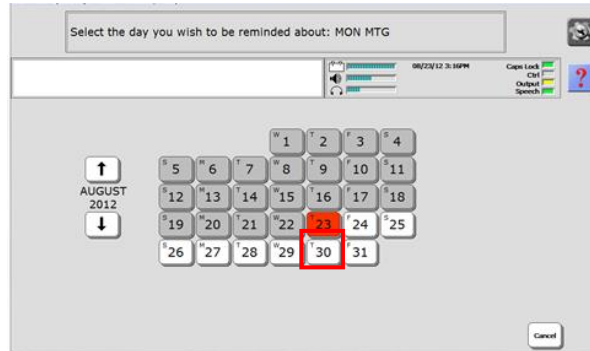


Let's add a reminder that we have a meeting at 10:00 AM every Monday:

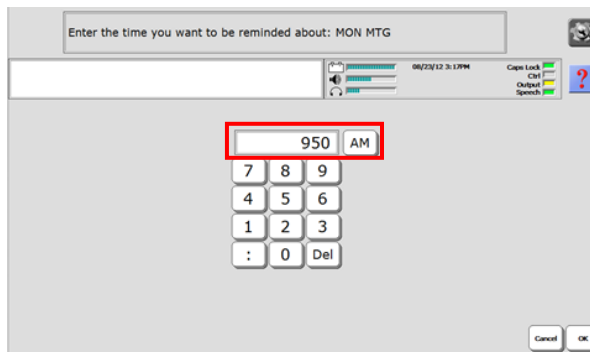
1. Select the **New Reminder** key.
- 2.

Accent 1200 version 1.08 & Above

3. Type in the title for the reminder. For example, **Mon. Mtg.**
4. Select **OK**.
5. Select the **30** key for our reminder. (The key in red is the current date, select this if you want the current date.

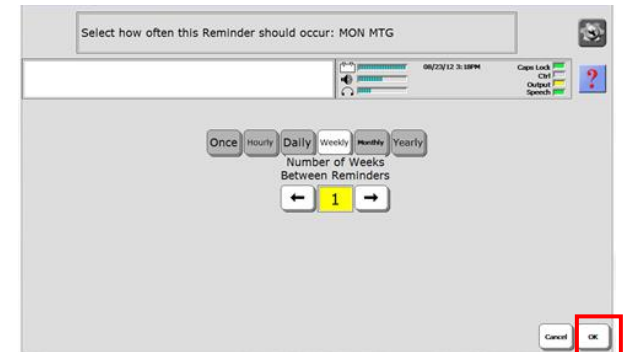


6. Select the time you want to be reminded about your meeting. Since the meeting is at 10:00 AM, let's select 9:50 AM to be reminded. It does not matter if you use the colon (:) key or not. Check that the **AM/PM** key is marked correctly and Select **OK**.



7. Now tell the Accent 1200 how often it should remind you. For our example, our meeting is every Monday and we will want a reminder every week. Select the **Weekly** key. Notice that the **Number of Days** option becomes **Number of Weeks** option. Since our meeting

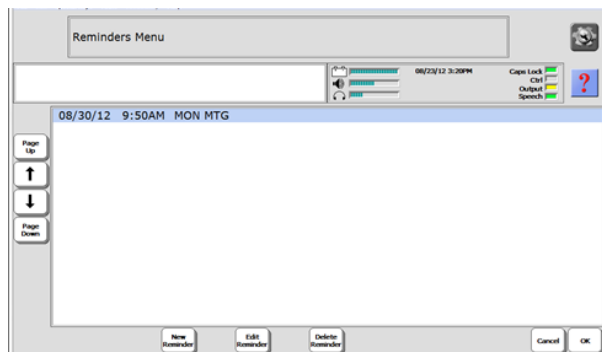
is once a week, "1" is correct for the **Number of weeks Between Reminders**. Then select **OK**.



8. Select a "reminder sound" if you want one. Select a **Sound** key then select **Preview** to listen to it. Select **OK** when done.



9. Your reminder has been entered. At 9:50 AM on Mondays you will be reminded that you have a meeting to go to.



### ADDITIONAL OPTIONS

- The other keys in this menu let you **edit a reminder** and **delete a reminder**.
- If you end up with a lot of reminders, you can scroll through them using the keys to the left of the screen.

**Note:** You may have an appointment every Tuesday and Thursday. In order to be reminded of it, you must enter a reminder for Tuesday, and then enter the same reminder for Thursday.

## Liberator contacts

### Regional Consultants

Mark Street: 07747016660

Eleri Davies: 07827324286

Jacqui Malthouse: 07825512669

### Office

Technical Support: 01733 370470  
(Option 2)